

To renew any or all of the items that you have checked out from the library, you will need the following information:

1. Your identification number, located on the back of your Parker ID.
2. Your PIN, which can only be obtained by speaking with the circulation desk.

-If you are off-campus, you can contact the circulation desk by calling (972) 438-6932 ext. 7190, or toll-free at 1-800-438-6932 ext. 7190. You can also email a PIN request to AskLibrary@parker.edu from your Parker email address, however depending on the time of day, an immediate response may not be possible.

3. Go to <http://my.parker.edu> and choose the Library heading. (You may need to click on the “more” heading to see the Library heading.)



The screenshot shows the MyParker website interface. At the top, there is a navigation bar with links for Parker Events, News, Contact Directory, Site Map, and Search. Below this is a login section with fields for User Name and Password. A red arrow points to the 'Library' link in the top navigation bar. The main content area is titled 'Welcome to MyParker' and features several sections: 'Campus Announcements' (with a 'Show All Announcements' button), 'Student Services' (with a 'GoPrint on Campus Printing' button), 'Academics - Clinics' (with a 'Academic Information' button), and 'Future Students' (with a 'Future Student Home Page' button). There are also links for 'Quick Links' and 'Logging Into MyParker'.

4. On the next page, locate the Sirsi Dynix icon and click on it.

My PARKER UNIVERSITY

Parker Events | News | Contact Directory | Site Map | Search

User Name: Password:

Home Future Students Student Services Academics - Clinics Campus Life **Library** Alumni

You are here: Library > Library General Information

Library

Library
Research
Staff | About the Library

Quick Links


- Facilities Request
- Expired or Forgotten Password
- Parker Help Desk
- Parker University Home Page
- E-Mail Access
- MyParker Learn

Library

Department Menu


- Library
- Research
- Staff | About the Library

Library Catalog by SirsiDynix

 SirsiDynix®

The catalog is an electronic bibliographic database that describes the books, videotapes, periodicals, etc. carried by the Parker University Library.

EBSCOhost Tutorials



Click the icon above to search tutorials for the EBSCOhost online database system.

Access Library Resources

User Name: Password:

Library Alumni

Log in to MyParker to access Parker's library resources.

Ask A Librarian

Ask a Librarian

Clicking the image above will open your email program to send an email. If you do not use a specific program for email, you can otherwise send an email to AskLibrary@parker.edu to achieve the same results.

Library Handouts - "How-To Tutorials"

Online New Student Orientation Video

5. On the next page, log in at the top right using your Parker ID number and PIN.
(Remember, you will need to contact the circulation desk to obtain your PIN.)

Parker University
Your Electronic Library on the Web

User ID:
PIN:
Login to e-Library

Search/Home Find It Fast! I Need Material Knowledge Portal My Account Contact Us


Go Back Help Logout

words or phrase **Search**

Power Search

Search for items in NetLibrary

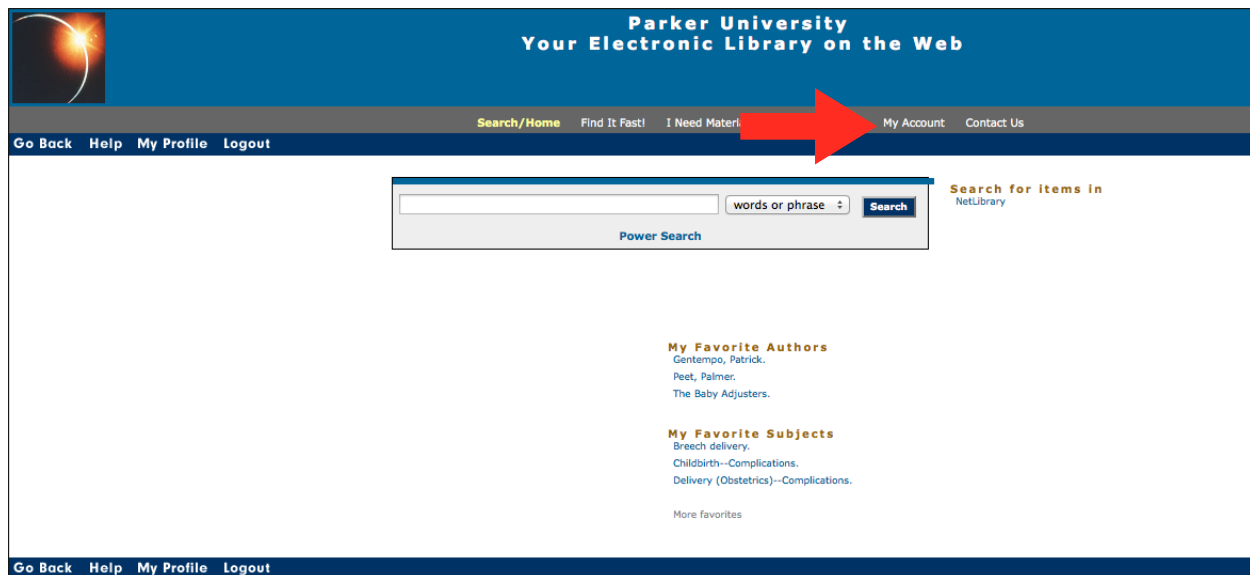
Go Back Help Logout

Powered by: 

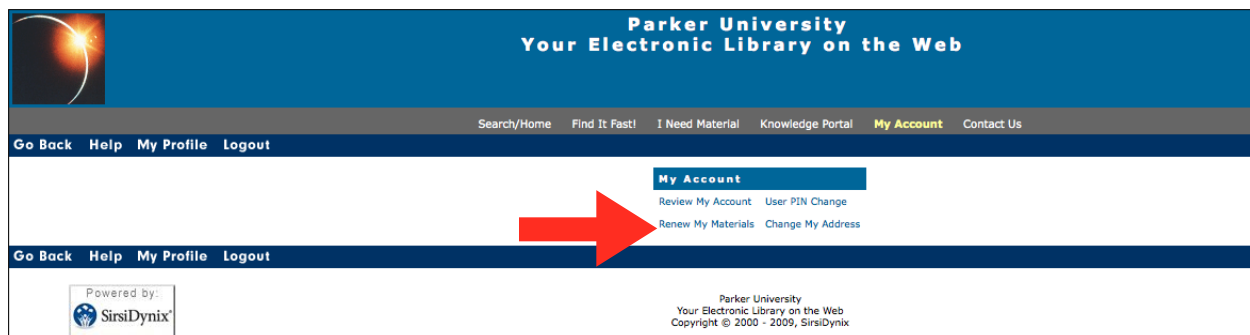
Parker University
Your Electronic Library on the Web
Copyright © 2000 - 2009, SirsiDynix

NOTE: Once you log in, there will be no visual notification that you are logged in, except that the "User ID" and "PIN" boxes will disappear. For full security, make sure that you click the "Logout" option on the left side of the screen once you are finished.

6. Now that you are logged in, click on the “My Account” link in the grey bar at the top.



7. On this next page, click the “Renew My Materials” link. (From this page, you can also review your account, update your address, and change your PIN.)



8. On the following page, you will be presented with list of items that you have currently checked out. You may choose to renew any or all of them.

