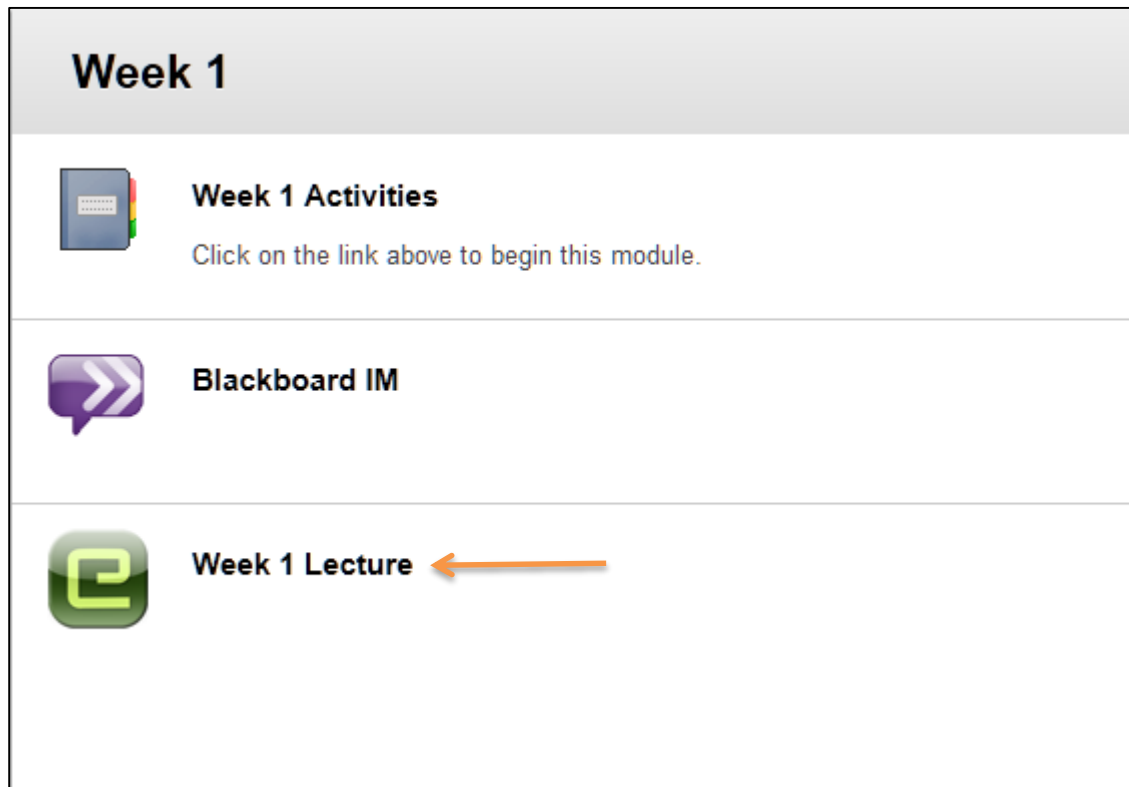


# Setup LectureTools Account and Access LectureTools Lectures



The following instructions walk you through the process of setting up your LectureTools account and accessing your LectureTools lectures from Blackboard. LectureTools is a third party site that you can connect to directly from Blackboard. This reference guide is available for download on the [Information Technology](#) site on MyParker.

1. Navigate to the course where your instructor has posted LectureTools lectures. Navigate to the area of the course where the instructor has posted the link to their LectureTools lecture and click on the link.




2. Click on **Enter LectureTools** link to launch the LectureTools site.

Welcome to LectureTools.

Please click the button below to continue into LectureTools.

[Enter LectureTools](#)



3. If you have not previously accessed LectureTools, create and confirm your lecturetools password. This password will be managed separately from your Parker password so you will want to save the password for future reference.

## LECTURETOOLS - Welcome Student education

### Please create a password for the LectureTools account

Password

Confirm Password

Cell Phone Number (optional)

Used for our SMS-based question response system. [More info.](#)

Set

4. **Add your cellphone number if you plan to respond to LectureTools questions via SMS text response.** If you are not sure, add it just in case. You can always edit these settings under the Manage Account area on the Lecture Tools site.

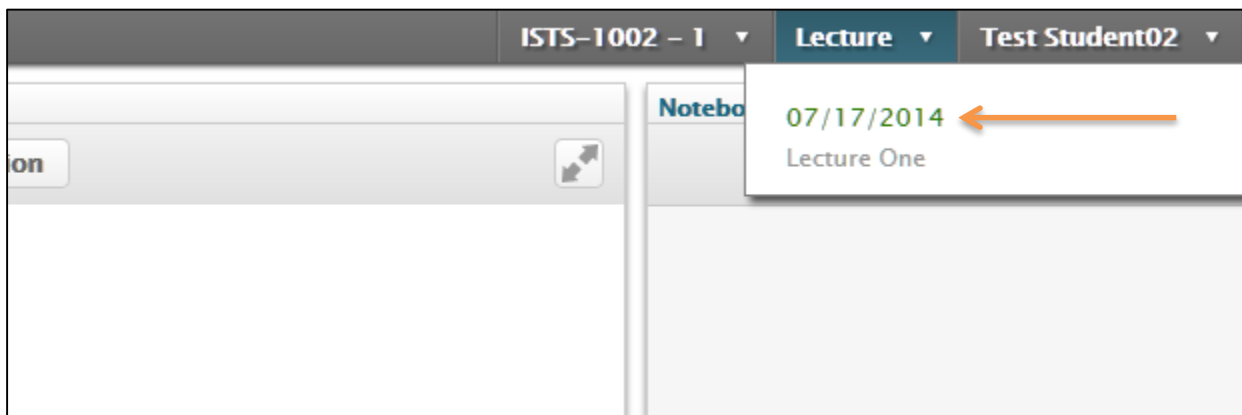
A success notification will display for several seconds before redirecting to the LectureTools site.



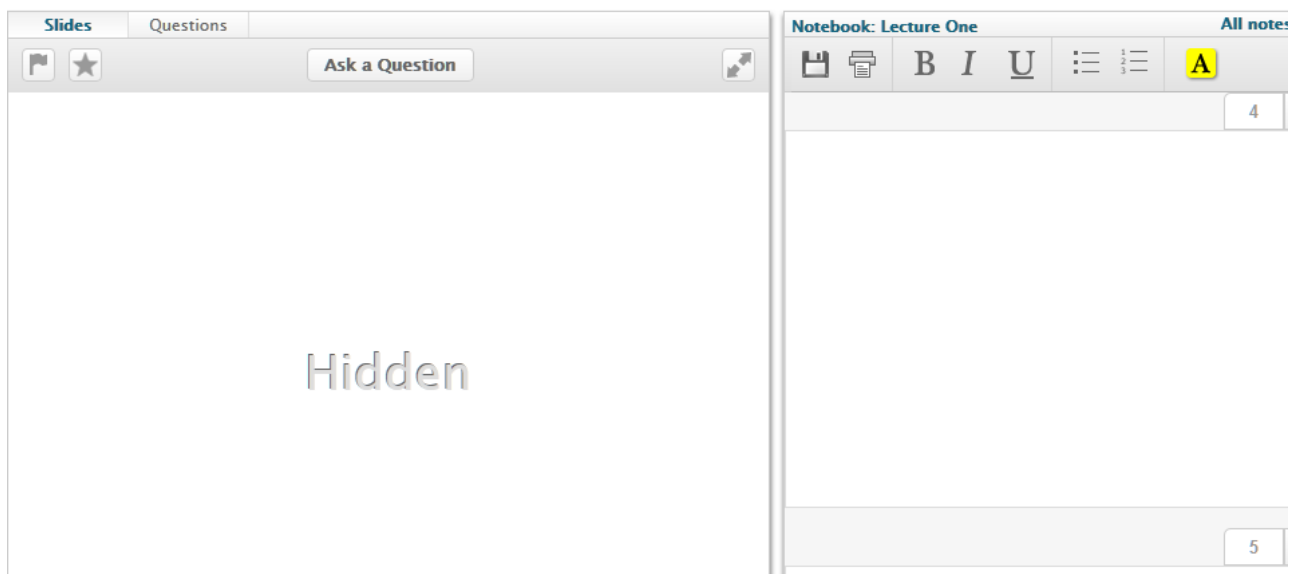
 **Your LectureTool password was set successfully**

### To Access the LectureTools Presentation Slides

1. From the LectureTools student home page, click on the **Lecture** tab and select the appropriate lecture.



When the lecture slides load, navigate to the active slides, take notes, ask questions for the instructor to answer and flag slides and confusing. Ask your instructor for guidance on how you will use LectureTools inside and outside of class. Some slides may be hidden from your view by instructor. If you think that a slide should be active, contact your instructor.



## Mobile Device Recommendation



The LectureTools App (compatible with the iPad) is available via the App Store on iTunes. However, if your class LectureTools presentations are graded activities, make sure you access LectureTools **at least once** by logging in to your Blackboard course from a web browser **prior to** using the LectureTools app. **If you do not complete this step, your answers sent through the iPad App will not get recognized by Blackboard when the instructor submits the participation grade.**

## Additional Resources

LectureTools support - <http://support.lecturetools.com/>  
*Look for the section labeled Students for articles and a Q & A section.*

LectureTools Student Walkthrough (Video) - <http://youtu.be/2qLqwMCjpOM>  
*A basic overview of the Lecture Tools student view.*