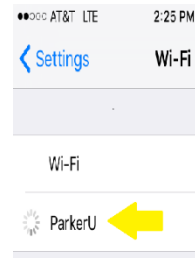
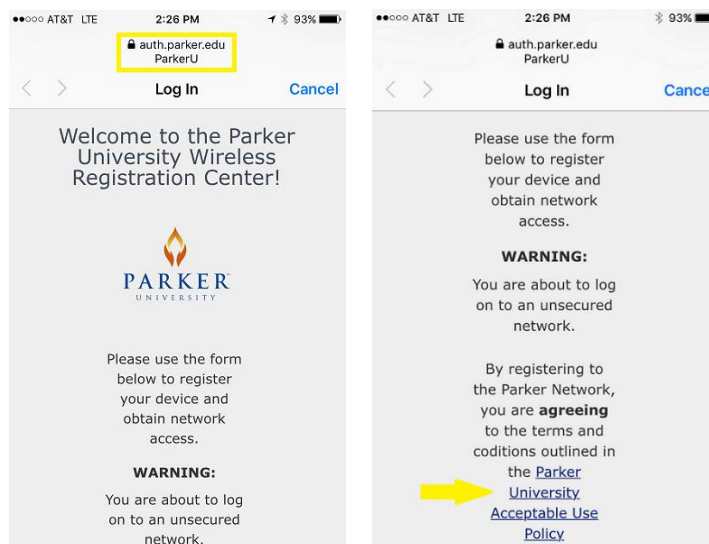


Parker University Wireless Portal – Guest Users

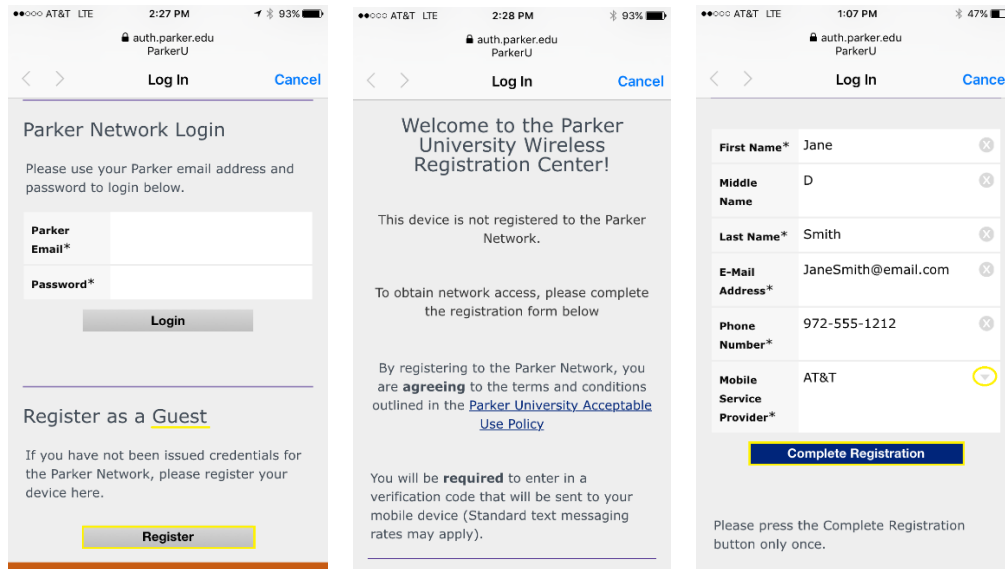
On your device, select the **ParkerU** wireless.



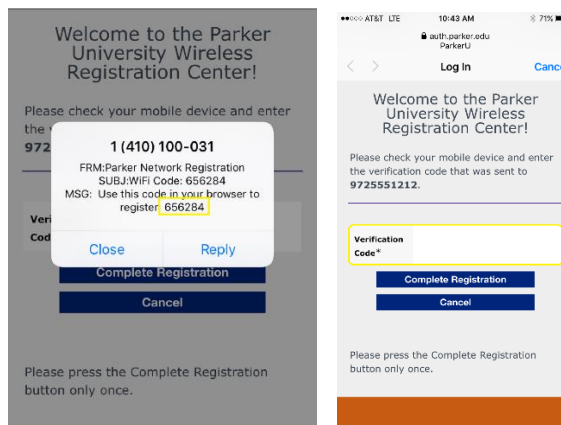
You will be directed to the auth.parker.edu portal. Scroll down and click the **Parker University Acceptable Use Policy** and review. Press the back button (<) when done.



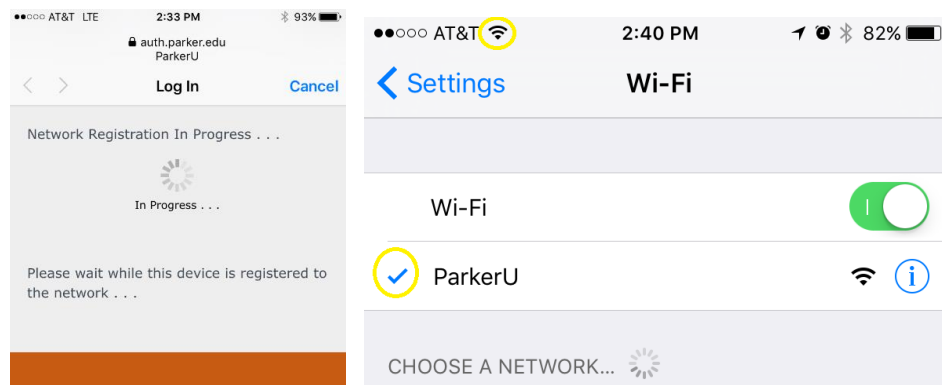
To log on to wireless: Click **Register** under Register as a Guest. Complete the form and press **Complete Registration**. *Note: first and last names, email, mobile number and provider are all required fields.



The system will text you a unique code to enter into the portal. This code will allow you Guest internet access on 1 device and can only be used 1 time. You must request a second code to receive access on a second device. **Guest access expires after 5 days and you will be prompted to go through registration again.**



Once you have entered your unique code, you will be successfully placed on the ParkerU wireless.



You are now ready to use apps or software to access the internet.

